

COMPARATIVE NUT SIZES

A/F - UNIFIED						CONVERSION TABLE				
Sidchrome Socket Number	Wrench size across flat (inches)	UNIFIED HEXAGON RANGE				EQUIVALENT FOR INCHES				
		Bolt dia. (inches)	Series	Nut size (inches)	Series	A/F, WHITWORTH, B.S., & METRIC				
1509-3	7/16	1/4	Normal	1/4	Normal	ins.	A/F	WHIT.	B.S.	mm
1510-6	1/2	5/16	Normal	5/16	Normal	ins.	ins.	ins.	ins.	
1511-4	9/16	3/8	Normal	3/8	Normal					
1513-0	5/8	7/16	Normal							
1515-7	11/16			7/16	Normal					
1516-5	3/4	1/2	Normal	1/2	Normal					
1518-1	13/16	9/16	Normal							
1520-2	7/8	1/2	Heavy	1 1/2	Heavy					
1521-0	15/16	5/8	Normal	9/16	Normal					
1523-7	1-1/16	5/8	Heavy	5/8	Heavy					
1524-5	1-1/8	3/4	Normal	3/4	Normal					
1526-1	1-1/4	3/4	Heavy	3/4	Heavy					
1630-1	1-5/16	7/8	Normal	7/8	Normal					
1633-6	1-7/16	7/8	Heavy	7/8	Heavy					
1634-4	1-1/2	1"	Normal	1"	Normal					
1636-0	1-5/8	1"	Heavy	1"	Heavy					
1637-9	1-11/16	1-1/8	Normal	1-1/8	Normal					
1639-5	1-13/16	1-1/8	Heavy	1-1/8	Heavy					
1640-8	1-7/8	1-1/4	Normal	1-1/4	Normal					
1641-6	2"	1-1/4	Heavy	1-1/4	Heavy					
1642-4	2-1/16	1-3/8	Normal	1-3/8	Normal					
1644-4	2-3/16	1-3/8	Heavy	1-3/8	Heavy					
1684-6	2-1/4	1-1/2	Normal	1-1/2	Normal					
1685-4	2-3/8	1-1/2	Heavy	1-1/2	Heavy					
1687-0	2-5/8	1-3/4	Normal	1-3/4	Normal					
1688-9	2-3/4	1-3/4	Heavy	1-3/4	Heavy					
1691-8	3-1/8	2"	Heavy	2"	Heavy					

METRIC									
Sidchrome Socket Number	Nominal wrench size across flat (Metric)	Decimal equiv. (inches)	New I.S.O. & Aust. standard 1972	Super-seeded French standard	Sidchrome Socket Number	Nominal wrench size across flat (Metric)	Decimal equiv. (inches)	New I.S.O. & Aust. standard 1972	Super-seeded French standard
1825-1	4	.157	M2-0		1937-7	21	.827		12
1848-9	5	.197	M2-5		1938-5	22	.866	M14-0	
—	5-5	.217	M3-0		1939-3	23	.906		13
1849-7	6	.236		3	1940-6	24	.945	M16-0	14
1851-8	7	.276	M4-0	4	1941-4	25	.984		14
1923-8	8	.315	M5-0		1942-2	26	1.024		15
1924-6	9	.354		5	1943-0	27	1.063	M18-0	
1925-4	10	.394	M6-0	6	1944-9	28	1.102		16
1927-0	12	.472		7	1945-7	29	1.142		16
1928-9	13	.512	M8-0		1946-5	30	1.181	M20-0	18
1929-7	14	.551		8	1947-3	31	1.220		
1932-6	16	.630		9	1948-1	32	1.260	M22-0	
1933-4	17	.669	M10-0	10	1977-2	36	1.417	M24-0	
1935-0	19	.748	M12-0	11					

WHITWORTH - B.S.									
Sidchrome Socket Number	Decimal size of wrench opening (inches)	Original WHITWORTH, B.S. 28 & 190 (inches)	Current B.S., B.S.F. WHITWORTH 1083 (inches)	Sidchrome Socket Number	Decimal size of wrench opening (inches)	Original WHITWORTH, B.S. 28 & 190 (inches)	Current B.S., B.S.F. WHITWORTH 1083 (inches)		
1717-9	.324	1/8		—	1.390	13/16	15/16		
1744-3	.445	3/16	1/4	1788-1	1.480	7/8	1"		
1745-1	.525	1/4	5/16	1790-2	1.670	1"	1-1/8		
1747-8	.600	5/16	3/8	1791-0	1.860	1-1/8	1-1/4		
1748-6	.710	3/8	7/16	—	2.050	1-1/4	1-3/8		
1749-4	.820	7/16	1/2	—	2.220	1-3/8	1-1/2		
1750-7	.920	1/2	9/16	—	2.410	1-1/2	1-5/8		
1751-5	1.010	9/16	5/8	—	2.580	1-5/8	1-3/4		
1752-3	1.100	5/8	11/16	—	2.760	1-3/4	2"		
1753-1	1.200	11/16	3/4	—	3.150	2"	2-1/4		
1755-8	1.300	3/4	7/8						

OBTAINABLE FROM




SIDCHROME & DAWN

QUALITY TOOLS & EQUIPMENT RANGE

1979/80



Y'canna hand a man a grander spanner!




SIDCHROME

DOUGHARTY ROAD HEIDELBERG WEST VICTORIA, 3081

Division of Siddons Pty. Ltd.




TOOL CABINETS




- 9-4..... COMBINATION A/F & METRIC 149 Pieces
 4-3..... COMBINATION A/F, METRIC & B.S. 139 Pieces

TOOL CHESTS




- 11-5..... A/F 61 Pieces
 13-1..... METRIC 65 Pieces



- 3-5..... COMBINATION A/F & METRIC 98 Pieces
 2-7..... COMBINATION A/F & B.S. 91 Pieces

TOOL CHESTS (Continued)




- 7-8..... COMBINATION A/F & METRIC 67 Pieces
 1-9..... COMBINATION A/F & B.S. 60 Pieces




- 8-6..... COMBINATION A/F & METRIC 112 Pieces

WORKSHOP TOOL PANEL




- 5-1..... COMBINATION A/F & METRIC 127 Pieces


TOOL SETS



- 410-8..... COMBINATION A/F & METRIC 34 Pieces




- 350-0
A/F 28 Pieces
 390-6
METRIC 29 Pieces



- 352-7 A/F 25 Pieces
 391-4 METRIC 25 Pieces




- 349-8
A/F 11 Pieces
 389-3
METRIC 11 Pieces



- MARINE KIT**
 439-4
A/F 10 Pieces

TOOL SETS (Continued)



- CAR SAFETY KIT**
 476-5
COMBINATION
A/F & METRIC
14 Pieces




- MOTORISTS' SETS**
 467-7
A/F 12 Pieces
 437-8
METRIC 12 Pieces



- MOTORISTS' SETS**
 471-4 A/F 10 Pieces
 472-2 METRIC 10 Pieces




- HOME EMERGENCY KIT**
 458-9 4 Pieces




- TRACTOR KIT**
 432-7
COMBINATION
A/F & B.S.
39 Pieces

1/4" SQUARE DRIVE

SOCKET SETS, SOCKETS & ACCESSORIES



202-2
A/F
8 Sockets
4 Accessories



295-4
METRIC
9 Sockets
4 Accessories




403-6
COMBINATION
A/F & METRIC
17 Sockets
4 Accessories

Individual Sockets
A/F 8 Sizes 3/16 to 7/16
METRIC 9 Sizes 4 to 12 mm

Socket Accessories
2193-6 Ratchet, Reversible, Male, 115 mm (4-1/2")
2194-4 Extension, Male & Female, 50 mm (2")
2195-2 Extension, Male & Female, 150 mm (6")
2196-0 Adjustable, Offset Handle, 140 mm (8-1/2")
2219-7 Adaptor, 1/4" Male to 3/8" Female


1/4" & 3/8" SQUARE DRIVES COMBINED



453-8
COMBINATION
A/F & METRIC
30 Sockets
6 Accessories

3/8" SQUARE DRIVE

SOCKET SETS, SOCKETS & ACCESSORIES




210-2
A/F
9 Sockets
4 Accessories

306-8
METRIC
16 Sockets
4 Accessories

3/8" SQUARE DRIVE

SOCKET SETS, SOCKETS & ACCESSORIES (Continued)



407-9
COMBINATION
A/F & METRIC
18 Sockets
5 Accessories

408-7
COMBINATION
A/F & METRIC
25 Sockets
10 Accessories

Individual Sockets — Standard
A/F 8 Sizes 5/16 to 3/4
METRIC 15 Sizes 5 to 19 mm
B.S. 5 Sizes 2 BA to 7/16
(1/8 to 3/8 Whit.)

Individual Sockets — Spark Plug
A/F 2 Sizes 5/8 & 13/16

Socket Accessories
2216-2 Ratchet, Reversible, Male, 185 mm (7-1/2")
2209-0 Extension, Male & Female, 65 mm (2-1/2")
2210-3 Extension, Male & Female, 125 mm (5")
2211-1 Extension, Male & Female, 250 mm (10")
2207-4 Adjustable, Offset Handle, 220 mm (8-3/4")
2206-6 Sliding Tee Handle, 200 mm (8")
2205-8 Speed Brace, 350 mm (14")
2203-1. Ell Handle, 175 mm (7")
2218-9 Universal Joint
2214-6 Adaptor 3/8" Male to 1/2" Female
2237-3 Adaptor 3/8" Female to 1/2" Male
2219-7 Adaptor 3/8" Female to 1/4" Male

1/2" SQUARE DRIVE


SOCKET SETS, SOCKETS & ACCESSORIES



221-7
A/F
7 Sockets
1 Accessory

316-4
METRIC
7 Sockets
1 Accessory

272-7
B.S.
7 Sockets
1 Accessory




224-1
A/F
11 Sockets
3 Accessories

274-3
B.S.
8 Sockets
3 Accessories

1/2" SQUARE DRIVE


SOCKET SETS, SOCKETS & ACCESSORIES (Continued)



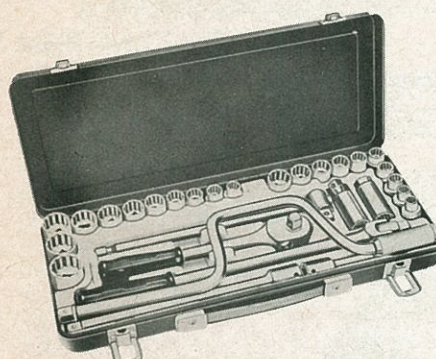
318-0
METRIC
13 Sockets
1 Accessory




227-6
A/F
14 Sockets
7 Accessories



320-1
METRIC
17 Sockets
7 Accessories



323-6
METRIC
26 Sockets
7 Accessories



324-4
20 METRIC
Sockets

411-6
COMBINATION
A/F & METRIC
34 Sockets
6 Accessories

421-2
COMBINATION
A/F & METRIC
22 Sockets
7 Accessories

414-0
COMBINATION
A/F & B.S.
20 Sockets
7 Accessories



419-1
COMBINATION
A/F & METRIC
27 Sockets
7 Accessories

415-9
COMBINATION
A/F & B.S.
20 Sockets
7 Accessories

417-5
COMBINATION
A/F, METRIC
& B.S.
28 Sockets
7 Accessories

413-2
COMBINATION
A/F & METRIC
10 Sockets

1/2" SQUARE DRIVE

SOCKET SETS, SOCKETS & ACCESSORIES (Continued)

Individual Sockets — Standard
A/F 15 Sizes 3/8 to 1-1/4
METRIC 25 Sizes 8 to 32 mm
B.S. 10 Sizes 1/4 to 7/8
(3/16 to 3/4 Whit.)

Individual Sockets — Spark Plug
A/F 2 Sizes 5/8 & 13/16


Individual Sockets — Extra Deep
A/F 6 Sizes 7/16 to 3/4
METRIC 4 Sizes 10 to 19 mm

Individual Sockets — Impact
A/F 13 Sizes 3/8 to 1-1/8
METRIC 9 Sizes 10 to 23 mm

Socket Accessories
2228-5 Ratchet, Reversible, Male, 250 mm (10")
2246-1 Ratchet (Super) Reversible Male, 240mm (9-1/2")
2248-8 Ratchet, Reversible, Male with Swivel Head, 325 mm (13")
2221-8 Extension, Male & Female, 65 mm (2-1/2")
2222-6 Extension, Male & Female, 125 mm (5")
2223-4 Extension, Male & Female, 250 mm (10")
2224-2 Extension, Male & Female, 500 mm (20")
2230-6 Extension, Double Male, 40 mm (1-9/16")
2225-0 Adjustable Offset Handle, 220mm (8-3/4")
2226-9 Adjustable Offset Handle, 375 mm (15")
2232-2 Sliding Tee Handle, 275 mm (11")
2235-7 Speed Brace, 400 mm (16")
2234-9 Ell Handle, 200 mm (8")
2233-0 Ell Handle, 250 mm (10")
2242-9 Ell Handle, 250 mm x 180 mm (10" x 7-1/4")
2241-0 "Z" Offset Handle, 250 mm (10")
2236-5 Universal Joint
2237-3 Adaptor, 1/2" Male to 3/8" Female
2214-6 Adaptor, 1/2" Female to 3/8" Male
2262-1 Adaptor, 1/2" Female to 3/4" Male
2372-0 Tension Wrench 0-210 Nm (0-160 ft/lbs.)
2373-9 Tension Wrench 30-150 Nm (20-120 ft/lbs.)

3/4" SQUARE DRIVE


SOCKET SETS, SOCKETS & ACCESSORIES



238-0 A/F
8 Sockets
4 Accessories

330-8 METRIC
8 Sockets
4 Accessories


283-1 B.S.
8 Sockets
5 Accessories



240-1 A/F
14 Sockets
5 Accessories

331-6 METRIC
12 Sockets
5 Accessories

**3/4" SQUARE DRIVE
SOCKET SETS, SOCKETS & ACCESSORIES (Continued)**



423-9
COMBINATION
A/F & METRIC
26 Sockets
5 Accessories

422-0
COMBINATION
A/F & B.S.
26 Sockets
5 Accessories

Individual Sockets — Standard


A/F	21 Sizes	3/4 to 2-3/16
METRIC	12 Sizes	19 to 55 mm
B.S.	8 Sizes	9/16 to 1-1/4 (1/2 to 1-1/8 Whit.)

Individual Sockets — Impact


A/F	13 Sizes	3/4 to 1-1/2
METRIC	6 Sizes	22 to 36 mm

Socket Accessories

- 2257-6 Ratchet, Reversible, Male, 500 mm (20")
- 2256-8 Ratchet, Female, 500 mm (20")
- 2264-8 Extension, Male & Female, 115 mm (4-1/2")
- 2253-3 Extension, Male & Female, 220 mm (8-3/4")
- 2254-1 Extension, Male & Female, 375 mm (15")
- 2258-4 Extension, Double Male, 45 mm (1-11/16")
- 2259-2 Sliding Tee Handle, 450 mm (18")
- 2260-5 Ell Handle, 450 mm (18")
- 2265-6 Universal Joint
- 2262-1 Adaptor, 3/4" Male to 1/2" Female
- 2261-3 Wheel nut socket handle for truck, tractor and trailer



**3" SQUARE DRIVE
SOCKET SETS,
SOCKETS & ACCESSORIES**



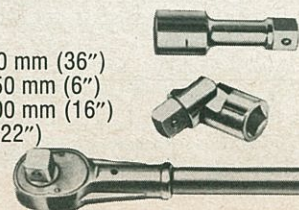
249-5 A/F 17 Sockets, 5 Accessories
250-8 A/F 10 Sockets, 5 Accessories

Individual Sockets — Standard


A/F 17 Sizes 1-7/16 to 3-1/8

Socket Accessories

- 2270-1 Ratchet, Reversible, Male, 900 mm (36")
- 2272-8 Extension, Male & Female, 150 mm (6")
- 2273-6 Extension, Male & Female, 400 mm (16")
- 2276-0 Sliding Tee Handle, 550 mm (22")
- 2275-2 Universal Joint



OPEN END SPANNERS



Sets in Clips

55-3 A/F	4 Pieces	1/4 to 11/16
56-1 A/F	6 Pieces	1/4 to 1"
58-8 A/F	6 Pieces	1/4 to 5/8
106-2 METRIC	4 Pieces	8 to 15 mm
107-0 METRIC	6 Pieces	8 to 19 mm
108-9 METRIC	8 Pieces	6 to 22 mm
83-6 B.S.	4 Pieces	2 BA to 7/16 (1/8 to 3/8 Whit.)
84-4 B.S.	7 Pieces	2 BA to 11/16 (1/8 to 5/8 Whit.)

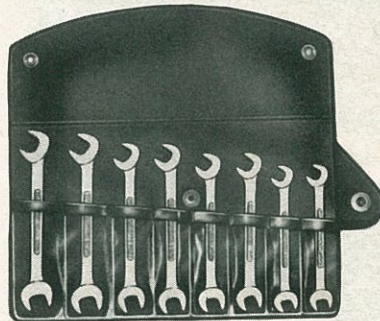
Set in Roll

66-8 A/F 10 Pieces 1/4 to 1"

Individual Spanners

A/F	17 Sizes	1/4 x 5/16 to 1-1/2 x 1-5/8
METRIC	19 Sizes	4 x 5 to 30 x 36 mm
B.S.	12 Sizes	2 BA x 1/4 to 1" x 1-1/8 (1/8 x 3/16 to 7/8 x 1" Whit.)

IGNITION SPANNERS



Set in Roll

69-2 A/F
8 Pieces
7/32 to 11/32

Individual Spanners

A/F 8 Spanners
7/32 to 11/32

RING SPANNERS




Sets in Pouches

132-9 A/F	6 Pieces	3/8 x 7/16 to 15/16 x 1"
136-1 A/F	10 Pieces	1/4 x 5/16 to 15/16 x 1"
157-2 METRIC	5 Pieces	6 x 7 to 14 x 15 mm
158-0 METRIC	7 Pieces	6 x 7 to 18 x 19 mm
160-1 METRIC	12 Pieces	6 x 7 to 30 x 36 mm
146-8 B.S.	4 Pieces	2 BA x 1/4 to 9/16 x 5/8 (1/8 x 3/16 to 1/2 x 9/16 Whit.)

Individual Spanners

A/F	13 Sizes	1/4 x 5/16 to 1-1/8 x 1-1/4
METRIC	18 Sizes	5 x 5.5 to 30 x 36 mm
B.S.	9 Sizes	2 BA x 1/4 to 3/4 x 7/8 (1/8 x 3/16 to 11/16 x 3/4 Whit.)

DWARF RING SPANNERS



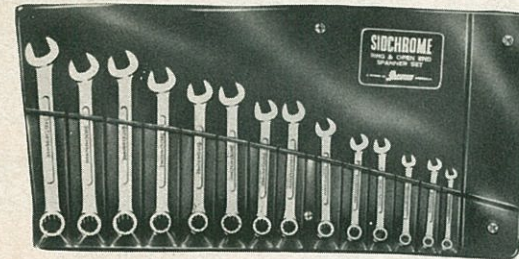
Sets in Clips

125-7 A/F	3 Pieces	3/8 x 7/16 to 5/8 x 11/16
151-3 METRIC	3 Pieces	8 x 10 to 12 x 14 mm
141-7 B.S.	3 Pieces	2 BA x 1/4 to 7/16 x 1/2 (1/8 x 3/16 to 3/8 x 7/16 Whit.)

Individual Spanners

A/F	3 Sizes	3/8 x 7/16 to 5/8 x 11/16
METRIC	4 Sizes	8 x 10 to 17 x 19 mm
B.S.	3 Sizes	2 BA x 1/4 to 7/16 x 1/2 (1/8 x 3/16 to 3/8 x 7/16 Whit.)

**COMBINATION
RING & OPEN END SPANNERS**



Sets in Rolls

164-4 A/F	6 Pieces	1/4 to 9/16
165-2 A/F	6 Pieces	3/8 to 11/16
172-4 A/F	13 Pieces	1/4 to 1"
189-8 METRIC	6 Pieces	9 to 14 mm
191-9 METRIC	6 Pieces	14 to 19 mm
192-7 METRIC	14 Pieces	6 to 19 mm
177-5 B.S.	5 Pieces	2 BA to 7/16 (1/8 to 3/8 Whit.)

Individual Spanners

A/F	13 Sizes	1/4 to 1"
METRIC	19 Sizes	6 to 24 mm
B.S.	8 Sizes	2 BA to 5/8 (1/8 to 9/16 Whit.)

HALF-MOON RING SPANNERS



Individual Spanners


A/F	2 Sizes	1/2 x 9/16, 9/16 x 5/8
METRIC	2 Sizes	10 x 11, 12 x 13 mm
B.S.	1 Size	5/16 x 3/8 (1/4 to 5/16 Whit.)

CROWFOOT SPANNER



A/F 11/16


FLEXIBLE HEAD WRENCHES



Individual Sizes

A/F 4 Sizes 3/8 x 7/16 to 3/4 x 7/8

WHEEL WRENCHES



WHEELMASTERS

2320-2 A/F 3/4
2321-0 A/F 13/16
2336-8 METRIC 21 mm

3-WAY WHEEL BRACE

2346-4 3/4, 13/16 A/F
21 mm

4-WAY WHEEL BRACES

2345-6 A/F 11/16, 3/4,
13/16, 7/8
2352-8 METRIC 17, 19,
21, 22 mm
2348-0 B.S. 3/8, 7/16,
1/2, 9/16
(5/16, 3/8,
7/16, 1/2 Whit.)

**WHEEL NUT &
HUB CAP REMOVERS**

2355-2 A/F 3/4
2366-7 METRIC 21 mm


ADJUSTABLE WRENCHES



Chrome Plated
7 Sizes 100 to 450 mm
(4" to 18")


Black Finish
7 Sizes 100 to 450 mm
(4" to 18")

PIPE WRENCHES



3 Sizes 300, 350, 450 mm (12", 14", 18")

COLD CHISELS



Set in Wallet

643-7..... 5 Pieces
12, 16, 19, 22, 25 mm
(1/2, 5/8, 3/4, 7/8, 1")

Individual Cold Chisels

5 Sizes..... 170 to 250 mm (6-3/4" to 10")
Blade Width .. 12 to 25 mm (1/2" to 1")



ENGINEERS' HAMMERS




10 Sizes..... 0.125 to 1.350 kg
(4 oz. to 48 oz.)

PLIERS

MULTI-GRIP

4 Sizes
240 mm (9-1/2")
165 mm (6-1/2") (Interlocking)
250 mm (10") (Interlocking)
375 mm (15") (Interlocking)




SLIP JOINT

2 SIZES
150 mm (6")
200 mm (8")



COMBINATION




Plain Handles

160 mm (6-1/2")
180 mm (7-1/4")
200 mm (8")

Insulated Handles

160 mm (6-1/2")
180 mm (7-1/4")
200 mm (8")

DIAGONAL CUTTING




Plain Handles

140 mm (5-1/2")
170 mm (6-3/4")
200 mm (8")

Insulated Handles

140 mm (5-1/2")
170 mm (6-3/4")
200 mm (8")

LONG NOSE



Plain Handles


140 mm (5-1/2")
170 mm (6-3/4")
200 mm (8")

Insulated Handles

140 mm (5-1/2")
170 mm (6-3/4")
200 mm (8")

PLIERS (Continued)

SNAP RING

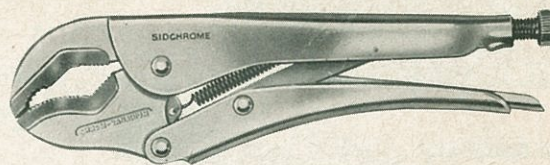


Internal

Straight Nose 180 mm (7-1/4")
Bent Nose 165 mm (6-1/2")


External

Straight Nose 175 mm (7")
Bent Nose 160 mm (6-1/2")




VICE GRIP 2953-2..... 240 mm (9-1/2")

BOLT CUTTERS



HEAVY DUTY 6 Sizes..... 300 to 1050 mm (12" to 42")

SCREWDRIVERS



Sets

668-0 3 on card
667-2 6 in pouch
688-3 6 in metal wall rack
669-9 6 in metal wall rack

681-6
13 in moulded
carrying case —
mechanics set

Individual Screwdrivers

Round Blade 22 Sizes..... 44 x 3.15 mm to 300 x 10 mm
(1-3/4 x 1/8 to 12" x 3/8)
Square Blade 7 Sizes..... 100 x 8 mm to 350 x 10 mm
(4" x 5/16 to 14" x 3/8)
Recessed Head 6 Sizes..... 44 x 5 mm No. 1 to 200 x 10 mm No.
(1-3/4 x 3/16 to 8" x 3/8)
Tang-Thru 10 Sizes..... 100 x 6.3 mm to 300 x 10 mm
(4" x 1/4 to 12" x 3/8)
Insulated Blade 4 Sizes..... 100 x 5 mm to 250 x 5 mm
(4" x 3/16 to 10" x 3/16)

PUNCHES




2 PIECE — ROUND HEAD

Sets in Wallets

593-6 Centre..... 5 Pieces..... 2 to 5 mm (1/16 to 3/16)
596-0 Nail..... 5 Pieces..... 2 to 5 mm (1/16 to 3/16)
606-6 Starter Drift..... 4 Pieces..... 3 to 8 mm (1/8 to 5/16)
607-4 Starter Drift..... 6 Pieces..... 2 to 10 mm (1/16 to 3/8)
600-7 Short Pin..... 7 Pieces..... 2 to 6.5 mm (1/16 to 1/4)
603-1 Long Pin..... 8 Pieces..... 2.5 to 10 mm (3/32 to 3/8)
611-1 Hollow..... 6 Pieces..... 2 to 10 mm (1/16 to 3/8)
613-8 Hollow..... 6 Pieces..... 5 to 13 mm (3/16 to 1/2)
616-2 Combination Set..... 5 Pieces


PUNCHES (Continued)



Individual Punches

Centre..... 11 Sizes..... 2 to 12 mm (1/16 to 15/32)
Nail..... 5 Sizes..... 2 to 5 mm (1/16 to 3/16)
Starter Drift..... 6 Sizes..... 2 to 10 mm (1/16 to 3/8)
Short Pin..... 7 Sizes..... 2 to 6.5 mm (1/16 to 1/4)
Long Pin..... 8 Sizes..... 2.5 to 10 mm (3/32 to 3/8)
Hollow..... 15 Sizes..... 2 to 13 mm (1/16 to 1/2)
Roofing..... 2 Sizes..... 6.5 mm (1/4)
Flooring..... 4 Sizes..... 3 to 5 mm (1/8 to 3/16)

COLD CHISEL & PUNCH SET



662-1
6 Pieces
2 Cold Chisels
4 Punches

TAPE RULES



SHORT TAPES

Push Pull ABS Case
2 Sizes
2 m — 6 ft } 13 mm (1/2")
3 m — 10 ft } Blade

PUSH PULL

Metal Case, with Belt Clip
4 Sizes
2 m — 6 ft } 13 mm (1/2")
3 m — 10 ft } Blade
3.5 m — 12 ft }
3 m — 10 ft x 19 mm (3/4") Blade



LOCK-FAST Chrome Plated ABS Case with Belt Clip

6 Sizes
2 m — 6 ft } 13 mm (1/2")
3 m — 10 ft } Blade
3.5 m — 12 ft }
3 m — 10 ft } 19 mm (3/4")
3.5 m — 12 ft } Blade
5 m — 16 ft }



LONG TAPES Vinyl Covered Case


3 Sizes
10 m — 33 ft } 9.5 mm
20 m — 66 ft } (3/8")
30 m — 100 ft } Blade

TOOL BOXES



VARIOUS SHAPES
SIZES & FITTINGS
14 Models Available

AIR IMPACT TOOLS




1/2" SQ. DRIVE
36-9
A/F..... 9 Pieces
38-5
A/F & METRIC
..... 15 Pieces

3/4" SQ. DRIVE
37-7
A/F..... 8 Pieces
39-3
METRIC..... 8 Pieces

Impact Wrenches available separately.
Individual Impact Sockets see pages 5 & 6

ENGINEERS' & AUTOMOTIVE VICES


'SIDCHROME'



FABRICATED —
ALL STEEL
6 Sizes
Jaw Widths
75 to 150 mm


ENGINEERS' & AUTOMOTIVE VICES

'DAWN'




Jaw Widths

Plain Screw	Semi-Steel	10 Sizes	75 to 200 mm (3" to 8")
	Semi-Steel (Swivel Base)	8 Sizes	75 to 200 mm (3" to 8")
	Cast-Steel	3 Sizes	100 to 150 mm (4" to 6")
	Fabricated	4 Sizes	100 to 200 mm (4" to 8")




Jaw Widths

Plain Screw	Semi-Steel	5 Sizes	75 to 150 mm (3" to 6")
	Cast-Steel	4 Sizes	100 to 150 mm (4" to 6")
	Offset	Fabricated	4 Sizes



MACHINE

Semi-Steel
3 Sizes
Jaw Widths
75, 100, 125 mm
(3", 4", 5")



QUICK ACTION

Semi-Steel
4 Sizes
Jaw Widths
100 to 150 mm
(4" to 6")




STEEL GUIDE TABLE VICE



DAWNETTE TABLE VICE


WOODWORKERS' VICES

'DAWN'




Plain Screw	4 Sizes	175 to 250 mm (7" to 10")
Quick Action	4 Sizes	175 to 250 mm (7" to 10")
Quick Action Peg Vice	1 Size	225 mm (9")
Home Carpenters Vice Kit	1 Size	150 mm (6")
Junior Woodworkers	1 Size	125 mm (5")

Jaw Widths



BENCH SCREWS
2 Sizes



MITRE CLAMP
100 mm (4")



SAW VICE
275 mm (11")

JOINER CRAMPS

'DAWN'



Tee Bar Section — Light Type	9 Sizes	500 to 2500 mm (20" to 100")
Tee Bar Section — Heavy Type	10 Sizes	500 to 2750 mm (20" to 110")

Length

Cramp Head Fittings also available

CLAMPS


'DAWN'



MALLEABLE 'G' Jaw Opening
8 Sizes 65 to 300 mm (2-1/2 to 12")

FORGED STEEL 'G'
4 Sizes 75 to 200 mm (3" to 8")

DEEP THROATED
1 Size 100 mm (4")



QUICK ACTION
9 Sizes 150 to 1000 mm (6" to 40")

PLUMBERS' VICES

'DAWN'



CHAIN TYPE

3 Sizes 50 to 150 mm (2" to 6")

HINGE TYPE

3 Sizes 50 to 115 mm (2" to 4-1/2")

CHAIN (TOP SCREW)

2 Sizes 50 & 100 mm (2" & 4")

POST TYPE

2 Sizes 40 & 50 mm (1-1/2 & 2")

Folding Vice Stand also available.

H2.


4.

PLUMBING TOOLS

'DAWN'



HEAVY DUTY PIPE CUTTER
Takes pipes 12 to 50 mm Diam. (1/2 to 2")



LINK TYPE HEAVY DUTY PIPE CUTTER
Takes pipe 50 to 150 mm Diam. (2" to 6")



RATCHET SCREWING SET

HYDRAULIC PIPE BENDER

'DAWN'



Capacity
2 Models 1/2 to 1-1/4
1/2 to 2"
Range of
6 Formers 1/2 to 2"

ROD CUTTER

'DAWN'



Max. Capacity
15 mm (5/8) Diam. Steel Rod

TOGGLE CLAMPS

'DAWN'



Range of Types & Sizes
Enquire for Details

SCREW LIFTING JACKS

'DAWN'




BROAD BASE — LOW LIFT
2 Sizes 3 & 6 tonnes

NARROW BASE — HIGH LIFT
4 Sizes 1, 3, 5 & 10 tonnes

NARROW BASE — LOW LIFT
1 Size 3 tonnes

WINCHES

'DAWN'



3 Models
Enquire for Details

MISCELLANEOUS ITEMS

'DAWN'

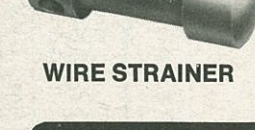


EMERY DRESSERS
3 Sizes



WIRE STRAINER

POLISHING HEAD



STRAP WRENCH

'DAWN'

1 Size Capacity 10-50 mm (1/2" to 2")

INDUSTRIAL FANS

'DAWN'

Enquire for Details

